

# SCREENING OVERVIEW

Molalla River School District

# LEVELS OF SCREENING

- Level 1: Screening at Home
  - Parents Screen Students
  - Staff Self Screens
  - Know when to stay home
- Level 2: Screening upon bus entry
  - Bus drivers visually screen students
- Level 3: Screening upon Entry to School
  - Students are actively visually screened as they enter the building
- Level 4: Passive screening throughout the day ( look and listen)
- Level 5: Full Screening in the COSIE Space

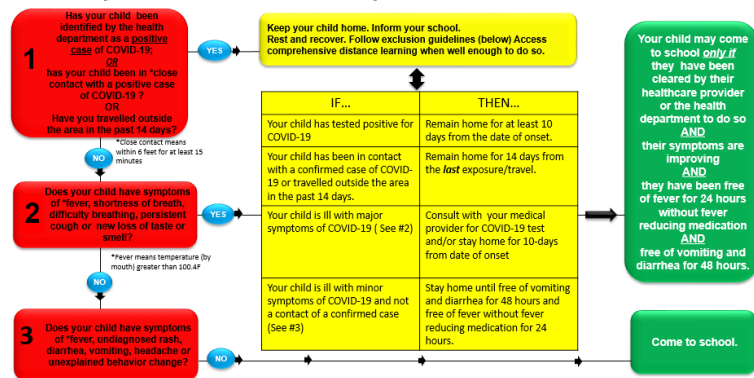


# Level 1: Screening at Home

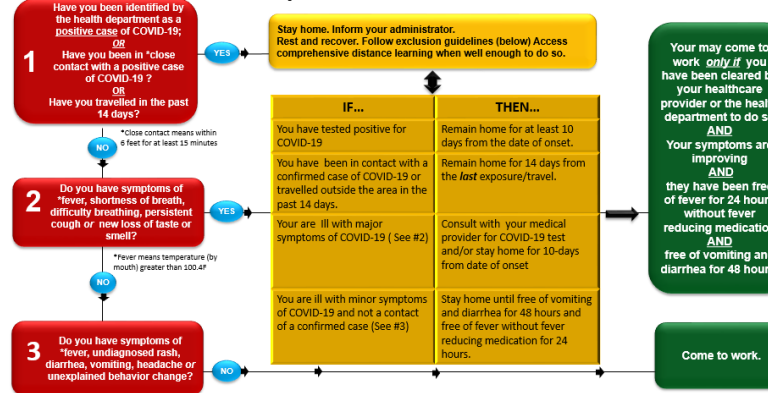
Screening at home is accomplished by families and staff being informed on when to stay home and when children and staff may present to the school building.

This communication is sent via district newsletter and posted to the district web page. Including the following algorithms:

Can my child attend school today? (Start with question 1 and follow the "yes" or "no")



Can I attend work today? (Start with question 1 and follow the "yes" or "no")



# Can my child attend school today? (Start with question 1 and follow the “yes” or “no”)

**1** Has your child been identified by the health department as a positive case of COVID-19;  
OR  
has your child been in \*close contact with a positive case of COVID-19?  
OR  
Have you travelled outside the area in the past 14 days?

\*Close contact means within 6 feet for at least 15 minutes

NO

**2** Does your child have symptoms of \*fever, shortness of breath, difficulty breathing, persistent cough or new loss of taste or smell?

\*Fever means temperature (by mouth) greater than 100.4F

NO

**3** Does your child have symptoms of \*fever, undiagnosed rash, diarrhea, vomiting, headache or unexplained behavior change?

YES

YES

YES

NO

Keep your child home. Inform your school. Rest and recover. Follow exclusion guidelines (below) Access comprehensive distance learning when well enough to do so.

IF...	THEN...
Your child has tested positive for COVID-19	Remain home for at least 10 days from the date of onset.
Your child has been in contact with a confirmed case of COVID-19 or travelled outside the area in the past 14 days.	Remain home for 14 days from the <i>last</i> exposure/travel.
Your child is ill with major symptoms of COVID-19 [#2]	Consult with your medical provider for COVID-19 test and/or stay home for 10-days from date of onset
Your child is ill with <u>minor</u> symptoms of COVID-19 or other excludable symptoms [#3] and <u>not a contact</u> of a confirmed case of COVID-19	Stay home until free of vomiting and diarrhea for 48 hours and free of fever without fever reducing medication for 24 hours.

Your child may come to school only if they have been cleared by their healthcare provider or the health department to do so AND their symptoms are improving AND they have been free of fever for 24 hours without fever reducing medication AND free of vomiting and diarrhea for 48 hours.

Come to school.

# Can I go to work today? (Start with question 1 and follow the “yes” or “no”)

1

Have you been identified by the health department as a positive case of COVID-19;  
 OR  
 Have you been in \*close contact with a positive case of COVID-19 ?  
 OR  
 Have you travelled in the past 14 days?

YES

Stay home. Inform your administrator.  
 Rest and recover. Follow exclusion guidelines (below) Access remote work per your administrator when well enough to do so.

NO

\*Close contact means within 6 feet for at least 15 minutes

2

Do you have symptoms of \*fever, shortness of breath, difficulty breathing, persistent cough or new loss of taste or smell?

YES

IF...	THEN...
You have tested positive for COVID-19	Remain home for at least 10 days from the date of onset.
You have been in contact with a confirmed case of COVID-19 or travelled outside the area in the past 14 days.	Remain home for 14 days from the <i>last</i> exposure/travel.
You are ill with major symptoms of COVID-19 [#2]	Consult with your medical provider for COVID-19 test and/or stay home for 10-days from date of onset
You are ill with minor symptoms of COVID-19 [#3] and not a contact of a confirmed case	Stay home until free of vomiting and diarrhea for 48 hours and free of fever without fever reducing medication for 24 hours.

NO

\*Fever means temperature (by mouth) greater than 100.4F

3

Do you have symptoms of \*fever, undiagnosed rash, diarrhea, vomiting, headache or unexplained behavior change?

YES

NO

Your may come to work only if you have been cleared by your healthcare provider or the health department to do so  
 AND  
 Your symptoms are improving  
 AND  
 they have been free of fever for 24 hours without fever reducing medication  
 AND  
 free of vomiting and diarrhea for 48 hours.

Come to work.

# Level 2: Screening: Bus



## Screening

Bus drivers shall passively screen students as they enter the bus. Student illness will be logged into transportation rosters by exception. In recognition of transportation and safety measures, and the priority of the district to maintain student safety in all areas, buses will not remain stationed in the roadway for prolonged periods of time to assess students. Measures will be taken to isolate students who become ill on bus routes and as soon as students arrive at school to the extent feasible under the below guidance:

If...	Then...
Student is visibly ill upon entry into the bus	The bus driver should request the student remain at home, if age appropriate. If child is not of age to remain alone or student appears too ill to be unsupervised, bus driver should request that parent keep student at home. All efforts should be made to maintain dignity of student and family.
Student is visibly ill and parents are not present	Student should be seated close to the front and as separate from other students as feasible and the bus driver should radio dispatch in attempts to reach parents and notify school. Student should be immediately isolated upon arrival if parents or emergency contacts cannot be reached. All efforts should be made to maintain privacy and dignity of students.
Student becomes ill on bus route	Bus driver should provide student face mask if it is feasible for student to wear and contact dispatch to notify appropriate school and parents. Student should be immediately isolated upon arrival at school. School staff should report to bus to retrieve student and take to isolation space. All efforts should be made to maintain privacy and dignity of student.
Student is in distress during bus route	Follow existing emergency transportation procedures to contact EMS.

# Level 3 Screening: ENTRY

- Active Screening of Students as they enter the building.
- Students with one visual or verbal indicator go to the COSIE Space

## Look!

### Visual Screening (Observational Indicators)

- Unusual Coloration ( flushed or pale)
- Unusual Behavior ( behavior change, lethargy, unusual fatigue)
- New or significant coughing
- Respiratory symptoms not typical for student
- Shortness of breath
- Chills
- Appearing ill
- Vomiting
- Pink Eye ( conjunctivitis)
- Rash

## Listen!

### Student Complaint (Verbal Indicators)

- Nausea/Vomiting  
/Diarrhea
- Fever/Chills
- Headache
- Loss of Taste or Smell
- General unwell feeling
- Muscle Pain
- Sore Throat
- Student reports they or a household member was recently diagnosed with COVID-19



**Look!**


### **Visual Screening (Observational Indicators)**

- Unusual Coloration ( flushed or pale)
- Unusual Behavior ( behavior change, lethargy, unusual fatigue)
- New or significant coughing
- Respiratory symptoms not typical for student
- Shortness of breath
- Chills
- Appearing ill
- Vomiting
- Pink Eye ( conjunctivitis)
- Rash

**Listen!**

### **Student Complaint (Verbal Indicators)**

- Nausea/Vomiting/Diarrhea
- Fever/Chills
- Headache
- Loss of Taste or Smell
- General unwell feeling
- Muscle Pain
- Sore Throat
- Student reports they or a household member was recently diagnosed with COVID-19



### **FULL SCREENING**

**[Students will present to COSIE space with single indicators, Health Attendants will fully screen student or work with RN to confirm diagnosis or exposure].**

- **Cough\***
- **Fever and chills [Take temperature ( should be < 100.4 °F)]\***
- **Shortness of breath or difficulty breathing not explained by an underlying condition or relieved with rescue medication.\***
- **Nausea or vomiting\***
- **Diarrhea\***
- **New onset of loss of taste or smell\***
- Unusual fatigue
- Muscle or body aches
- Headache
- Congestion or runny nose
- Conjunctivitis
- Rash

**Symptoms that require immediate emergency care:**

- Breathing distress
- Persistent pain or pressure in the chest
- New confusion
- Inability to wake or stay awake
- Bluish lips or face

**\*Symptoms that are independently excludable. Consider dismissal to home if combination of 2 or more symptoms not independently excludable.**



# Level 4 Screening: Passive screening

- Passive screening of students during the course of the day.
- Students with one visual or verbal indicator go to the COSIE Space

## Look!

### Visual Screening (Observational Indicators)

- Unusual Coloration ( flushed or pale)
- Unusual Behavior ( behavior change, lethargy, unusual fatigue)
- New or significant coughing
- Respiratory symptoms not typical for student
- Shortness of breath
- Chills
- Appearing ill
- Vomiting
- Pink Eye ( conjunctivitis)
- Rash

## Listen!

### Student Complaint (Verbal Indicators)

- Nausea/Vomiting
- /Diarrhea
- Fever/Chills
- Headache
- Loss of Taste or Smell
- General unwell feeling
- Muscle Pain
- Sore Throat
- Student reports they or a household member was recently diagnosed with COVID-19

# COSIE OVERVIEW

Student is positive of visual/verbal screening symptoms

OR

Student reports that a household member is sick or being tested for COVID-19, OR child has been identified by the health department as a positive case of COVID-19; OR child been in \*close contact with a positive COVID-19 .

Designated Staff Perform Full Screening

Ensure masks are worn by staff and student and distancing is practiced during the course of screening.

Call EMS (9-1-1) & District RN for Emergency Symptoms

Contact RN to verify close contact or positive result with parent and/or Local Public Health

## FULL SCREENING

\*Symptoms that are independently excludable. Consider dismissal to home if combination of 2 or more symptoms not independently excludable.

- Cough\*
- Fever and chills [Take temperature ( should be < 100.4 °F)\*]
- Shortness of breath or difficulty breathing not explained by an underlying condition or relieved with rescue medication.\*
- Nausea or vomiting\*
- Diarrhea\*
- New onset of loss of taste or smell\*
- Unusual fatigue
- Muscle or body aches
- Headache
- Congestion or runny nose
- Conjunctivitis
- Rash

- Symptoms that require immediate emergency care:
- Breathing distress
  - Persistent pain or pressure in the chest
  - New confusion
  - Inability to wake or stay awake
  - Bluish lips or face



Students screening positive for excludable symptoms or contact must be entered into the Communicable Disease Surveillance Log

Student is positive for excludable symptoms

Isolate Student in Isolation space until parents arrive

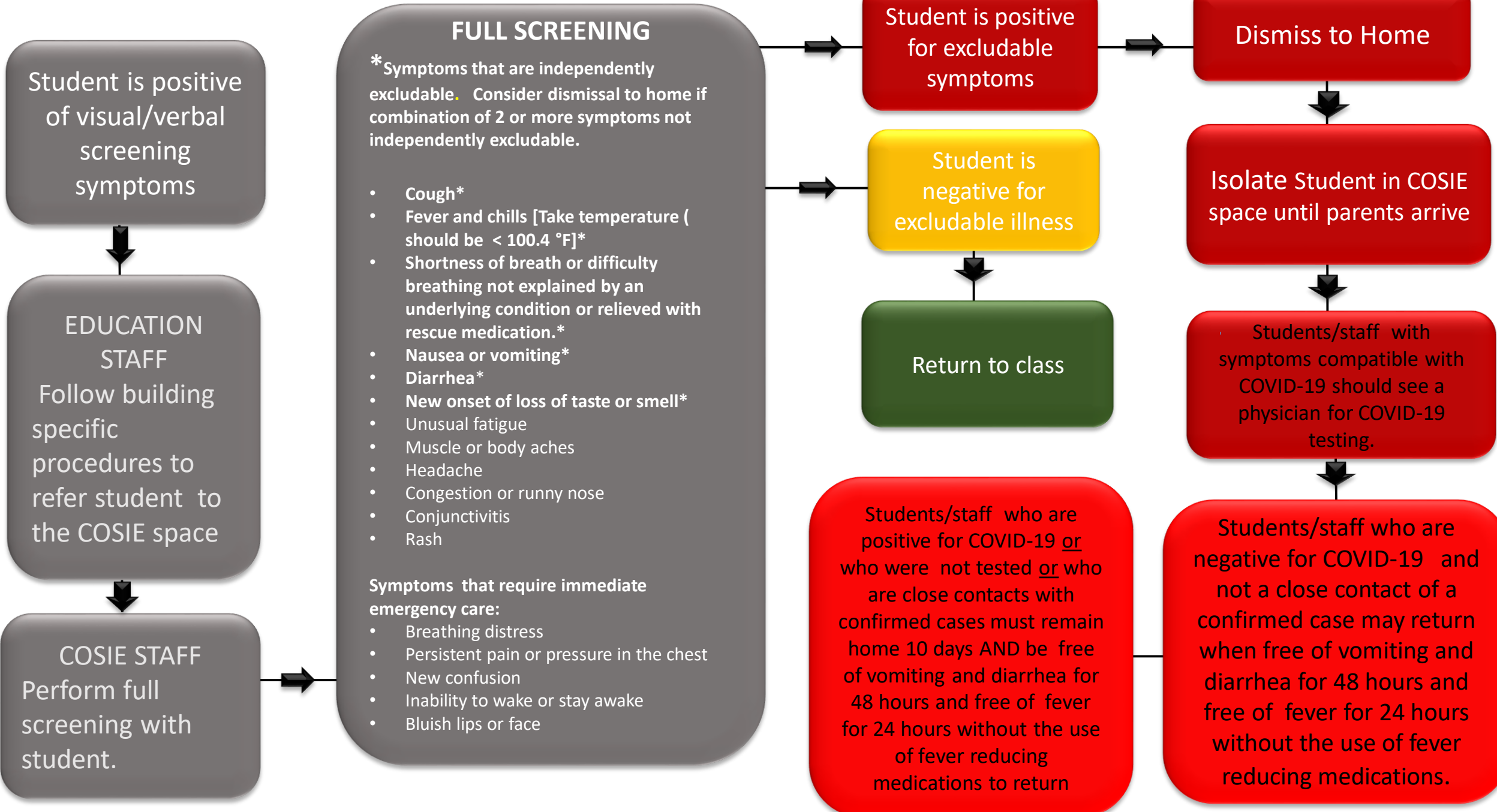
Dismiss to Home

Dismiss to Home

Case or case contact is verified

Students with symptoms compatible with COVID-19 should see a physician for COVID-19 testing and must remain home 10 days and be free of fever for 24 hours ( or vomiting and diarrhea 48 hours) without the use of fever reducing medications prior to returning to school.  
Student diagnosed with COVID-19 or who are a close contact of a case of COVID-19 must remain home for the duration of home isolation or quarantine assigned by public health. This is 10 days from the date of onset of illness for ill individuals and 14 days from the last exposure for non-ill contacts.

# COSIE Staff process for symptomatic students

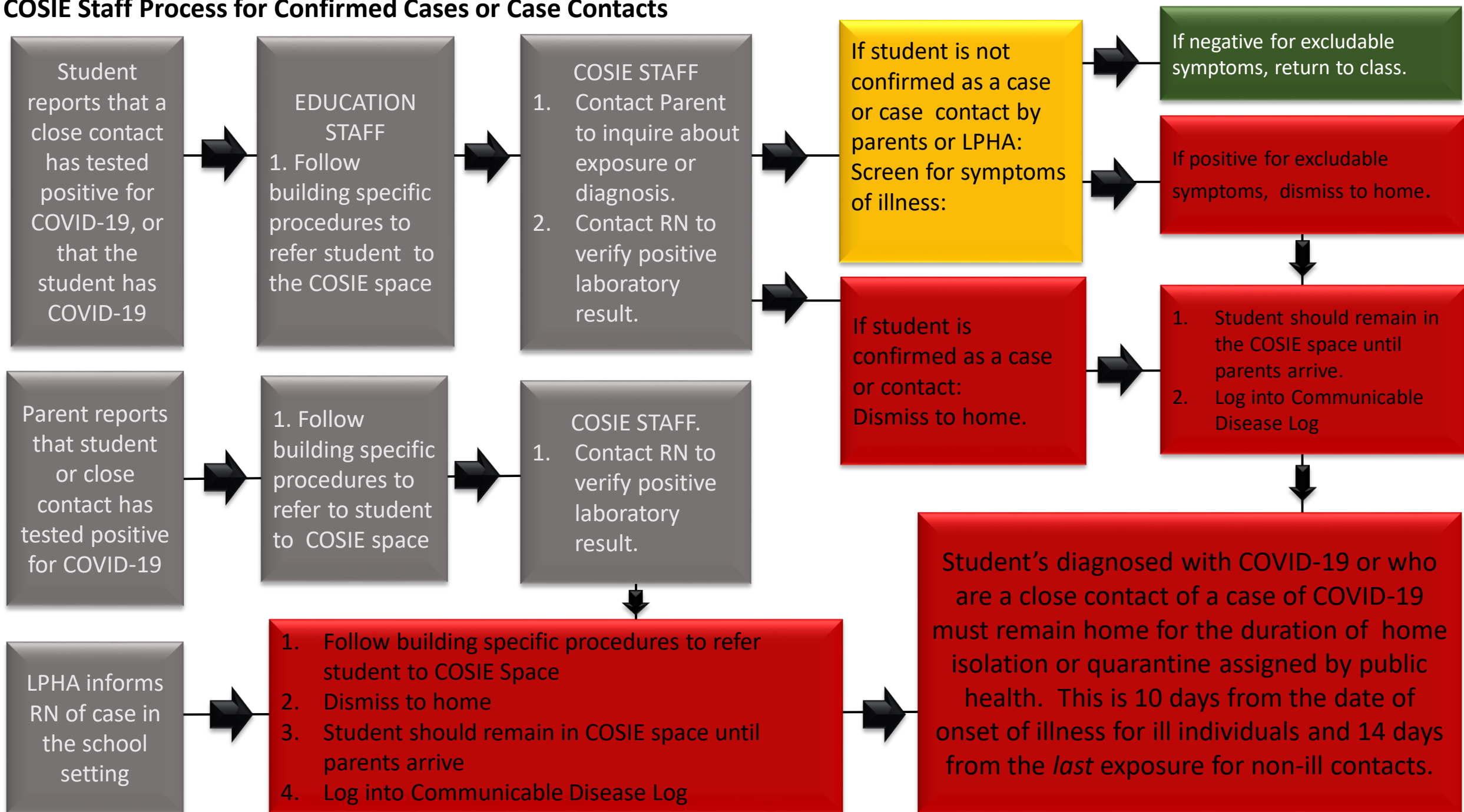


# COSIE PROCEDURE FOR SYMPTOMATIC STUDENTS

Student is positive for visual or verbal screening indicator:

1. Education staff uses building specific process to refer student to COSIE space.
2. COSIE space staff performs full screening of ill student.
3. If student has symptoms of excludable illness
  - a. Call parents to dismiss student to home
    - Students/staff who are negative for COVID-19 and not a close contact of a confirmed case may return when free of vomiting and diarrhea for 48 hours and free of fever for 24 hours without the use of fever reducing medications
    - Students/staff who are positive for COVID-19 or who were not tested or who are close contacts with confirmed cases must remain home 10 days AND be free of vomiting and diarrhea for 48 hours and free of fever for 24 hours without the use of fever reducing medications to return
  - b. Keep student in COSIE room until parents arrive
  - c. Log into communicable disease log
4. Student is negative for signs and symptoms of illness, they may return to class

# COSIE Staff Process for Confirmed Cases or Case Contacts



# COSIE PROCEDURE FOR STUDENTS WHO ARE DIAGNOSED WITH COVID-19 OR CONFIRMED CONTACTS OF COVID-19 CASES

Student reports they or a close contact have tested positive for

1. Education staff uses building specific process to refer student to COSIE space.
2. COSIE space staff contacts parents to inquire on report and informs RN to confirm with local public health
3. Confirmed cases are dismissed to home
4. If LPHA and parent deny diagnosis or contact, exclude student for applicable symptoms or return to class.

Parent reports student is positive for COVID-19

1. Education or Office staff uses building specific process to refer student to COSIE space.
2. COSIE space staff informs RN to confirm with local public health
3. Student is dismissed to home

LPHA informs RN of Confirmed Case

1. RN informs staff in order to isolate student and contact parent.
2. Student is dismissed to home.

Student's diagnosed with COVID-19 or who are a close contact of a case of COVID-19 must remain home for the duration of home isolation or quarantine assigned by public health. This is 10 days from the date of onset of illness for ill individuals and 14 days from the *last* exposure for non-ill contacts.